

medi



Measuring chart

Spinomed® active
Spinomed® active men



4 1046114 545743 99237/09.09


medi. I feel better.

measuring chart Spinomed® active

Please measure while patient is wearing a bra!



below bust
horizontally
just below the breast



bust
horizontally over the
widest part of the breast



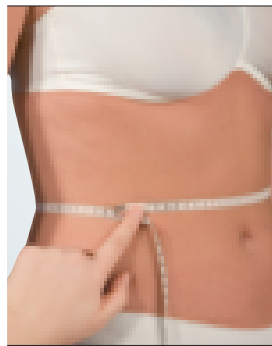
bust horizontally
from one side of the
breast cup over the
middle to the end of the
breast



bust vertically
from below bust to the
middle



shoulder bust
close fitting from middle
of shoulder to the middle
of bust



waistline
circumference of waist




hip
circumference at the
widest part of the hip

Tips for measuring

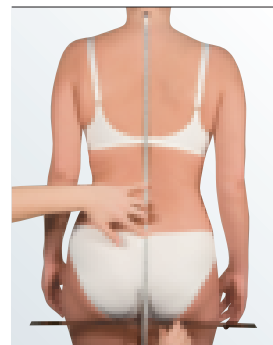
- please measure below the bust so that the patient is able to respire unresisted
- for exact measurement of patients with wide bust size please ease the bra supports
- the arms hang freely to the sides
- please indicate if patient was not wearing a bra
- in any case of doubt, please send photos



frontal height
below bust to thigh
bend



length of the back 1
from C7 to sacrum
following the contours
of the back



length of the back 2
close fitting from C7 to
the widest part of the
hip, then hanging
vertically to the base of
buttocks

Spinomed® active

customer _____

address _____

doctor _____

insurance company _____

measured by _____

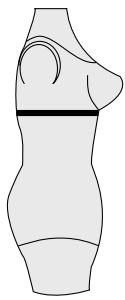
Stempel _____

medi GmbH & Co. KG
 Medicusstraße 1
 95448 Bayreuth
 Germany
 T +49 921 912-333
 F +49 921 912-57
 medi@medi.de
 www.medi.de

Please measure while patient is wearing a bra!

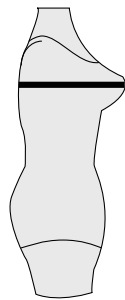
For Spinomed active without cup only the measurement in the grey are necessary!

with without gusset: hooks/eyes velcro/coating first treatment further treatment without backbrace




below bust horizontally
just below the breast

_____ cm



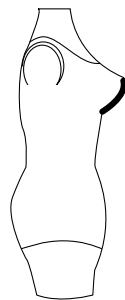
bust horizontally
horizontally over the widest part of the breast

_____ cm



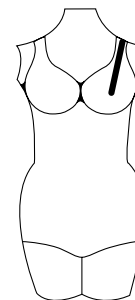
bust horizontally
from one side of the breast cup over the middle to the end of the breast

_____ cm



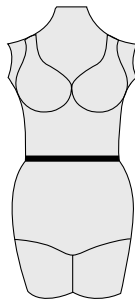
bust vertically
from below bust to the middle

_____ cm



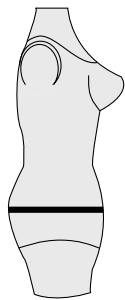
shoulder bust
close fit from middle of shoulder to middle of bust

_____ cm



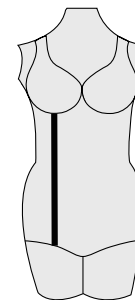
waistline
circumference of waist

_____ cm



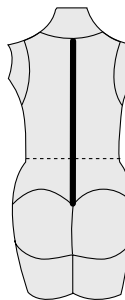
hip circumference
at the widest part of the hip

_____ cm



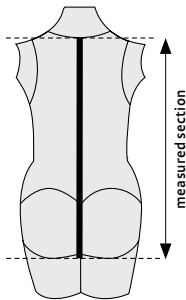
frontal height
below bust to thigh bend

_____ cm



length of the back I
from C7 to sacrum following the contours of back

_____ cm



length of the back II
close fitting from C7 to the widest part of the hip, then hanging vertically to the base of buttocks

_____ cm

normal back normal belly normal bottom patient's height _____ cm

kyphosis sagging belly flat bottom patient's age _____ years

hollow back pot belly large bottom patient's weight _____ kg

size of bra _____

Commission (Please write legibly) _____ (Patients data will be kept confidential under the guidelines of data security)

Comments: (e. g. additional disease) _____

date _____ signature/seal _____

medi. I feel better.

